



HPT-Series

**Top Class Range of Pallet Trucks
with Excellent Design**

INTRODUCTION

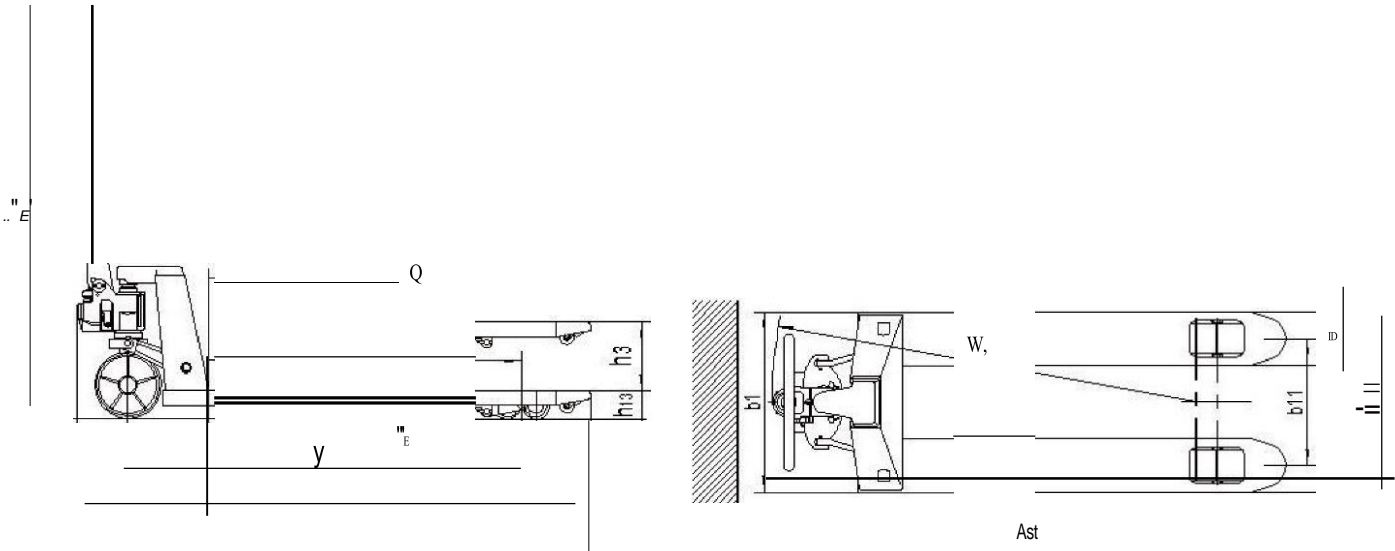
Professional and ideal storage aid for all variety of manual transport tasks over short distances in stores and warehouse as well as factory plants.

With rated capacity from 2000kg to 3000kg for different applications.

Reliable, sturdy, torsion-resistant due to its extremely strong high quality steel profile Germany and excellent power-coating and painting quality.

ADVANTAGES

- All pivot points are greased ensures excellent maneuverability with effortless steering.
- The chromed bearing bushes and joints ensure quiet running properties and particularly long service life.
- Various options of the pumps, wheels and rollers as well as ergonomic handle types.
- Over-load protection valve enhances safety of the palletized goods and operator as well.



Technical data sheet for industrial trucks acc. to VDI 2198

1KG=2.2LB 1INCH=25.4MM


Distinguishing mark	1.2	Manufacturer's type designation		HPT-A	HPT-D	HPT-C
	1.3	Drive		Manual	Manual	Manual
	1.4	Operator type		Hand	Hand	Hand
	1.5	Load Capacity/ rated load	Q(t)	2.0/2.5/3.0	2.0/2.5/3.0	2.0/2.5/3.0
	1.6	Load centre distance	c(mm)	600	600	600
	1.8	Load distance ,centre of drive axle to fork	x(mm)	972	972	972
	1.9	Wheelbase	Y(mm)	1218	1218	1218
Weight	2.1	Service weight(with Pu double wheels)	kg	70/72/77	66/68/72	68/70/75
	2.2	Axle loading, laden front/rear	kg	1776/819	1740/853	1810/784
	2.3	Axle loading, unladen front/rear	kg	22/49	23/45	23/47
Tyres, chassis	3.1	Tyres				
	3.2	Tyre size, front	mm	080x 70	080x 70	080x 70
	3.3	Tyre size, rear	mm	0200x 50	0200x 50	0200x 50
	3.4	Additional wheels(dimensions)	mm			
	3.5	Wheels, number front/rear(x;driven wheels)		2/ 2 or 2/4	2/ 2 or 2/4	2/ 2 or 2/4
	3.6	Tread, front	b10(mm)	540	540	540
	3.7	Tread, rear	b11 (mm)	380	380	270
Dimensions	4.4	Lift height	h3(mm)	115	115	115
	4.9	Height of tiller	h14(mm)	1230	1230	1230
	4.15	Height, lowered	h13 (mm)	85	85	85
	4.19	Overall length	l1(mm)	1545	1521	1540
	4.2	Length lo face of forks	l2(mm)	395	371	390
	4.21	Overall width	b1 (mm)	540	540	540
	4.22	Fork dimensions	s/e/l (mm)	48/160/1150 ¹⁾	48/160/1150 ¹⁾	48/160/1150 ¹⁾
	4.25	Distance between fork- arms	b5(mm)	540	540	540
	4.32	Ground clearance, centre of wheelbase	m2(mm)	37	37	37
	4.34	Aisie width lor pallets 800X1200 lengthways	Ast(mm)	2088	2064	2084
	4.35	Turning radius	Wa(mm)	1275	1251	1271

1) Optional fork length 800MM, 900MM, 1000MM, 1150MM, 1300MM.



- [I] Option of single and tandem fork rollers

Additional entry and exit fork rollers guarantees for maximum stability and safety for transporting goods on slopes.




- [I] Option of different coating material for both steering wheel and fork rollers.

Nylon---Low drag efforts, high resistance to chemicals, non-marking, preferred in food, fishing and chemical industries with smooth level floors.

Polyurethane on nylon---Ideal for delicate floors with hard wearing and non-marking property, quiet and durable, longer service life with nylon core in daily use especially corrosive environments.



- [W] Excellent design of hydraulic pumps, robust and durable, with fine control of lowering speed and overload valve, low routine maintenance.



- [@] Option of ergonomically designed handles, with option of comfortable rubber grip or robust whole steel handle, or one-piece plastic cover allows the optimized safety as well as comfortable.

Three position operational handle lever for lifting, transporting and lowering purposes.

Lower Position---to lower load, pull up on the finger tip control.

Neutra(Position-to place finger tip control in this position during pulling the truck or load.

Lift Position-to raise load, push down on finger tip control, pump handle to raise the load.